

Billionaire Secrets

# The 100 Largest U.S. Charities

## The List

[Spreadsheet](#)

[Reprints](#)

Filter list by:








**Rank**

**Name**

All categories ▼

Search by name



	Rank	Name	Private Support	Total Revenue	Fundraising Efficiency	Charitable Commitment	Donor Dependency
	#1	United Way Worldwide	\$3.54 B	\$3.927 B	91%	86%	100%
	#2	Task Force for Global Health	\$2.668 B	\$2.704 B	100%	100%	98%
	#3	Feeding America	\$2.376 B	\$2.437 B	99%	99%	99%
	#4	Salvation Army	\$1.883 B	\$3.737 B	87%	82%	94%
	#5	St. Jude Children's Research Hospital	\$1.369 B	\$1.98 B	85%	71%	49%
	#6	Habitat for Humanity International	\$1.173 B	\$1.893 B	88%	85%	88%
	#7	Direct Relief	\$1.104 B	\$1.117 B	100%	99%	90%



#8

YMCA of the USA

\$1.041 B

\$7.137 B

87%

86%

67%



#9

Food for the Poor

\$987 M

\$994 M

97%

96%

99%



#10

Americares Foundation

\$915 M

\$915 M

99%

99%

108%

We believe the digitally-connected enterprise delivers a better client experience.

See what's changing →



#11

Catholic Charities USA

\$895 M

\$3.733 B

92%

88%

90%



#12

Boys & Girls Clubs of America

\$869 M

\$1.845 B

87%

80%

87%



#13

Compassion International

\$820 M

\$819 M

89%

81%

100%



#14

Goodwill Industries International

\$814 M

\$5.719 B

97%

89%

89%



#15

World Vision

\$784 M

\$1.012 B

88%

84%

97%



#16

American Cancer Society

\$779 M

\$841 M

77%

75%

106%



#17 Lutheran Services in America

\$732 M

\$22.058 B

90%

85%

-73%



#18 American Heart Association

\$670 M

\$813 M

86%

81%

100%



#19 Nature Conservancy

\$636 M

\$818 M

83%

68%

100%



#20 American National Red Cross

\$625 M

\$2.071 B

73%

88%

204%



#21 MAP International

\$604 M

\$606 M

100%

100%

86%



#22 Samaritan's Purse

\$601 M

\$635 M

93%

88%

92%



#23 Patient Access Network Foundation

\$583 M

\$581 M

100%

99%

141%



#24 Detroit Institute of Arts

\$565 M

\$695 M

99%

98%

79%



#25 United States Fund for UNICEF










\$564 M










\$568 M








92%

90%

99%

	#26	Step Up for Students	\$533 M	\$534 M	100%	99%	106%
	#27	Cru	\$526 M	\$570 M	92%	84%	97%
	#28	Feed the Children	\$466 M	\$472 M	96%	94%	98%
	#29	Mount Sinai Health Systems	\$451 M	\$6.592 B	97%	89%	125%
	#30	Planned Parenthood Federation of America	\$446 M	\$1.352 B	84%	80%	83%
	#31	Cross International	\$412 M	\$413 M	98%	95%	100%
	#32	Wounded Warrior Project	\$379 M	\$401 M	82%	76%	91%
	#33	CARE USA	\$365 M	\$526 M	93%	91%	103%
	#34	Catholic Medical Mission Board	\$361 M	\$368 M	99%	98%	104%


	#35	Good 360	\$361 M	\$367 M	100%	99%	98%
	#36	Doctors Without Borders USA	\$358 M	\$374 M	91%	89%	97%
	#37	Save the Children Federation	\$350 M	\$727 M	86%	88%	94%
	#38	Catholic Relief Services	\$342 M	\$922 M	91%	94%	115%
	#39	Make-A-Wish Foundation of America	\$329 M	\$343 M	82%	74%	101%
	#40	Memorial Sloan Kettering Cancer Center	\$325 M	\$3.938 B	81%	97%	52%
	#41	Dana-Farber Cancer Institute	\$315 M	\$1.376 B	90%	90%	90%
	#42	American Kidney Fund	\$310 M	\$310 M	99%	98%	99%
	#43	Operation Blessing International Relief & Development	\$308 M	\$308 M	99%	99%	100%



	#44	<b>Lymphoma Society</b>	\$298 M	\$295 M	85%	74%	93%
	#45	<b>Boy Scouts of America</b>	\$296 M	\$815 M	82%	86%	114%
	#46	<b>Shriners Hospitals for Children</b>	\$287 M	\$375 M	87%	84%	232%
	#47	<b>Carter Center</b>	\$284 M	\$319 M	96%	95%	103%
	#48	<b>Bill, Hillary and Chelsea Clinton Foundation</b>	\$282 M	\$298 M	98%	86%	88%
	#49	<b>Mayo Clinic</b>	\$280 M	\$10.997 B	93%	96%	-69%
	#50	<b>Alzheimer's Association</b>	\$276 M	\$312 M	84%	77%	95%










[X]










We believe the digitally-connected enterprise empowers employees and develops collaborative teams.

See what's changing →














	#51	<b>American Jewish Joint Distribution Committee</b>	\$275 M	\$307 M	96%	89%	101%
	#52	<b>Marine Toys for Tots Foundation</b>	\$275 M	\$281 M	97%	96%	98%

	#53	Operation Services International	\$271 M	\$637 M	99%	93%	100%
	#54	Young Life	\$268 M	\$356 M	91%	93%	91%
	#55	Smithsonian Institution	\$266 M	\$1.577 B	75%	73%	28%
	#56	Rotary Foundation of Rotary International	\$265 M	\$258 M	93%	90%	106%
	#57	Susan G. Komen for the Cure	\$258 M	\$258 M	87%	76%	92%
	#58	World Wildlife Fund	\$255 M	\$309 M	87%	85%	99%
	#59	International Rescue Committee	\$237 M	\$742 M	92%	92%	93%
	#60	Disabled American Veterans	\$236 M	\$309 M	86%	84%	82%
	#61	Matthew 25: Ministries	\$233 M	\$236 M	100%	100%	94%

	#62	AMERICAN CIVIL LIBERTIES UNION Liberties Union and Foundation	\$232 M	\$232 M	92%	87%	94%
	#63	Entertainment Industry Foundation	\$228 M	\$228 M	89%	88%	116%
	#64	ChildFund International	\$221 M	\$232 M	90%	83%	102%
	#65	Delivering Good	\$217 M	\$217 M	100%	99%	100%
	#66	Brother's Brother Foundation	\$216 M	\$217 M	100%	99%	89%
	#67	Project Orbis International	\$211 M	\$219 M	95%	93%	98%
	#68	Metropolitan Museum of Art	\$208 M	\$527 M	94%	85%	71%
	#69	Teach for America	\$207 M	\$292 M	86%	77%	116%
	#70	National Multiple Sclerosis Society	\$206 M	\$219 M	81%	74%	96%



	#71	Easterseals	\$204 M	\$1.913 B	79%	88%	82%
	#72	Public Broadcasting Service	\$203 M	\$583 M	100%	94%	122%
	#73	Museum of Modern Art	\$200 M	\$398 M	93%	74%	19%
	#74	JDRF	\$197 M	\$204 M	87%	78%	92%
	#75	Helen Keller Interntional	\$195 M	\$229 M	99%	95%	101%
	#76	American SPCA	\$193 M	\$225 M	79%	76%	91%
	#77	UJA/Federation of New York	\$192 M	\$148 M	85%	79%	142%
	#78	Paralyzed Veterans of America	\$190 M	\$194 M	80%	79%	101%
	#79	Conservation International Foundation	\$186 M	\$211 M	95%	83%	68%
	#80	Wycliffe Bible Translators	\$186 M	\$193 M	91%	78%	97%
	#81	Houston Food Bank	\$185 M	\$196 M	98%	96%	99%



#82 **United Service Organizations** \$184 M \$218 M 87% 81% 90%



#83 **Christian Broadcasting Network** \$183 M \$308 M 85% 86% 104%



#84 **Scholarship America** \$180 M \$201 M 99% 97% 102%



#85 **Humane Society of the United States** \$173 M \$206 M 75% 77% 98%



#86 **Museum of the Bible** \$168 M \$169 M 97% 76% 21%



#87 **March of Dimes Foundation** \$163 M \$172 M 85% 75% 105%



#88 **Educational Media Foundation** \$162 M \$179 M 96% 84% 59%



#89 **Junior Achievement USA** \$160 M \$192 M 87% 76% 89%



#90 **CBM** \$158 M \$159 M 100% 99% 101%

AdChoices



#91 **PATH** \$156 M \$254 M 97% 82% 146%



#92 **Environmental Defense Fund** \$154 M \$171 M 90% 85% 95%



#93

**Children International**

\$152 M

\$152 M

95%

90%

99%



#94

**Smile Train**

\$150 M

\$144 M

85%

83%

99%



#95

**The Arc**


\$148 M

\$4.096 B

84%

90%

39%



#96

**Volunteers of America**

\$146 M

\$1.244 B

88%

89%

78%



#97

**New York-  
Presbyterian  
Hospital**

\$145 M

\$7.299 B

86%

81%

-37%



#98

**Midwest Food  
Bank**

\$140 M

\$140 M

100%

99%

96%



#99

**Peabody Essex  
Museum**

\$139 M

\$147 M

98%

74%

19%



#100

**HealthWell  
Foundation**

\$139 M

\$141 M

100%

98%

78%

Inside Forbes